

How to make a Detailed Study Report

A guide on how to make a detailed study report
for a list of studies in Cimar

Version 1.0 (Feb-20)

How to Pull a Detailed Study Report

This guide explains how to create a detailed study report for studies in a workflow in Cimar. Cimar's detailed study report is a csv file that contains rows of important information about each study currently displayed in the users workflow. A workflow can be filtered within Cimar to provide smaller and more precise study reports.

Permissions

Only users with the correct permissions and workflow access will be able to generate a detailed study report.

Minimum role permissions

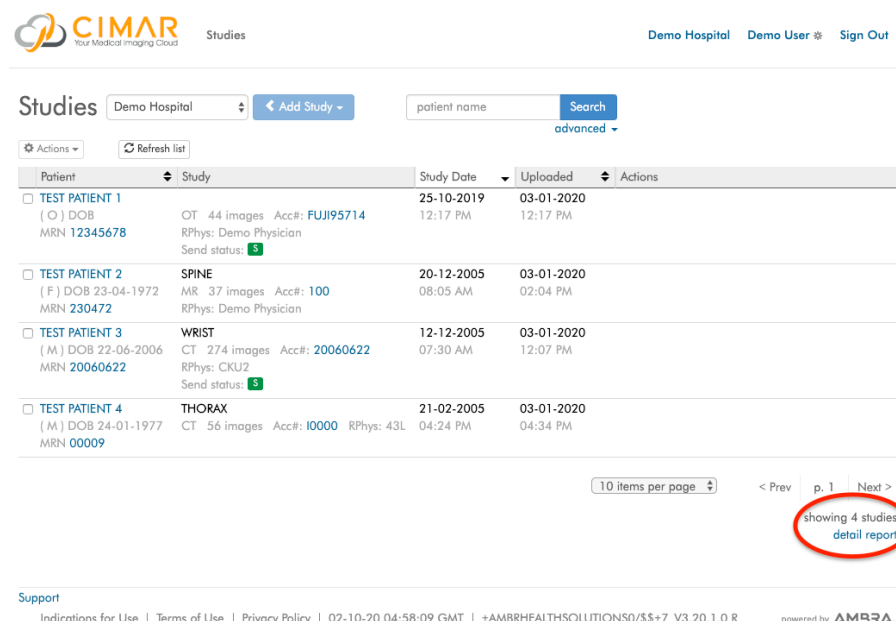
- Studies: Get detailed studies report
- Studies: View and search studies list (*optional but recommended*)

Minimum Account Access

- The user must be a part of the main organisation workflow
- The user must be a part of any location or group they wish to make a detailed study report of

How to pull a detailed study report

When in the workflow you wish to pull the detailed report from a small link will appear in the bottom right corner.



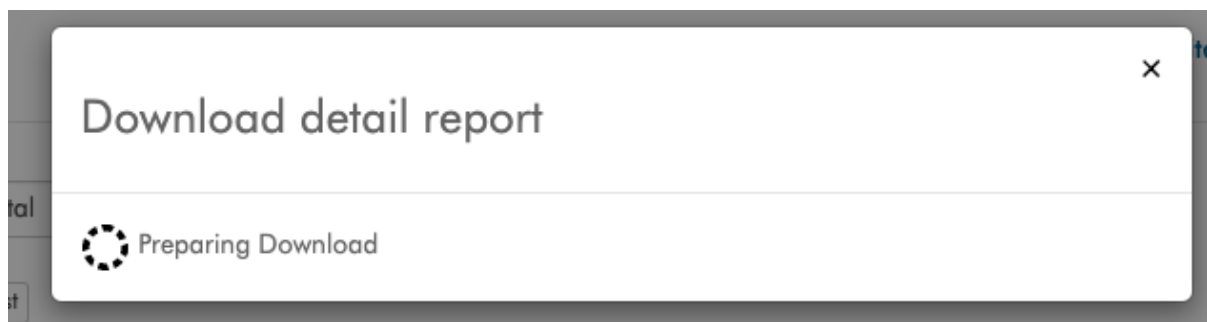
The screenshot shows the CIMAR 'Studies' page. At the top, there's a header with the CIMAR logo, 'Your Medical Imaging Cloud', and navigation links for 'Demo Hospital', 'Demo User', and 'Sign Out'. Below the header, the 'Studies' section includes a dropdown for 'Demo Hospital', an 'Add Study' button, a search bar for 'patient name', and a search button. A table lists four studies:

| Patient | Study | Study Date | Uploaded | Actions |
|--|--|------------------------|------------------------|---------|
| TEST PATIENT 1 (O) DOB MRN 12345678 | OT 44 images Acc#: FUJ95714 RPhys: Demo Physician Send status: S | 25-10-2019 12:17 PM | 03-01-2020 12:17 PM | |
| TEST PATIENT 2 (F) DOB 23-04-1972 MRN 230472 | SPINE MR 37 images Acc#: 100 RPhys: Demo Physician | 20-12-2005 08:05 AM | 03-01-2020 02:04 PM | |
| TEST PATIENT 3 (M) DOB 22-06-2006 MRN 20060622 | WRIST CT 274 images Acc#: 20060622 RPhys: CKU2 Send status: S | 12-12-2005 07:30 AM | 03-01-2020 12:07 PM | |
| TEST PATIENT 4 (M) DOB 24-01-1977 MRN 00009 | THORAX CT 56 images Acc#: I0000 RPhys: 43L | 21-02-2005 04:24 PM | 03-01-2020 04:34 PM | |

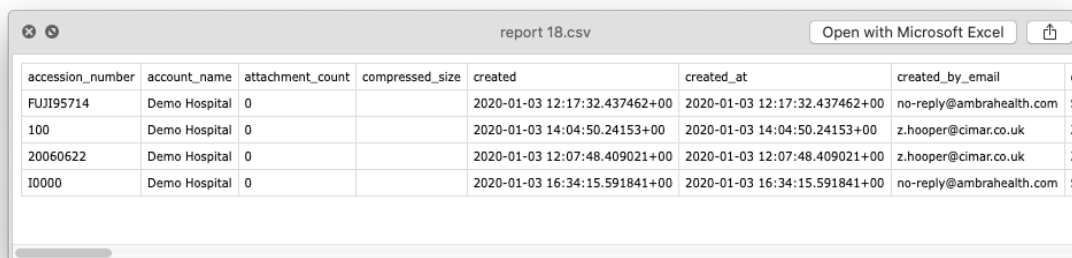
At the bottom right, a link 'showing 4 studies detail report' is circled in red. The footer includes 'Support' links, a timestamp '02-10-20 04:58:09 GMT', and 'powered by AMBRA'.

How to Pull a Detailed Study Report

Clicking the link will open a popup that prepares the report for download. Please note that this download process can take anywhere up to 10 minutes depending on how many studies are being generated in the report.



The report will list information such as, patient PHI, study upload information, study size, custom field values, etc. As the file is a CSV file it is easily opened in a text editor however, we suggest you use applications like Microsoft Excel or Google sheets for better viewing and manipulation of the data.

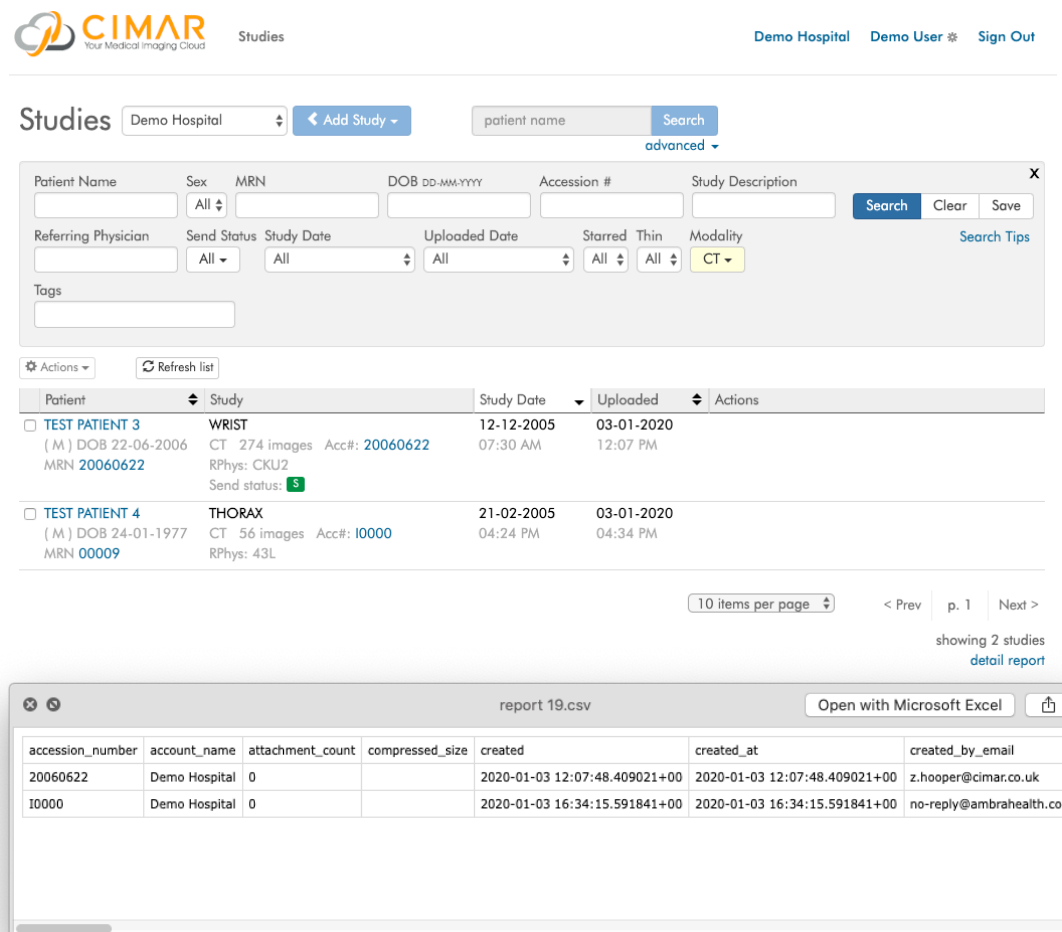


| accession_number | account_name | attachment_count | compressed_size | created | created_at | created_by_email |
|------------------|---------------|------------------|-----------------|-------------------------------|-------------------------------|--------------------------|
| FUJ195714 | Demo Hospital | 0 | | 2020-01-03 12:17:32.437462+00 | 2020-01-03 12:17:32.437462+00 | no-reply@ambrahealth.com |
| 100 | Demo Hospital | 0 | | 2020-01-03 14:04:50.24153+00 | 2020-01-03 14:04:50.24153+00 | z.hooper@cimar.co.uk |
| 20060622 | Demo Hospital | 0 | | 2020-01-03 12:07:48.409021+00 | 2020-01-03 12:07:48.409021+00 | z.hooper@cimar.co.uk |
| 10000 | Demo Hospital | 0 | | 2020-01-03 16:34:15.591841+00 | 2020-01-03 16:34:15.591841+00 | no-reply@ambrahealth.com |

Search & Filtering a Study Report

Searching & Filtering a Detailed Study Report

By searching through a workflow in Cimar you can filter which studies you wish to pull into a report. This is useful to do when there are thousands of records in a workflow or when there are criteria that can be filtered on.



Studies Demo Hospital Add Study patient name Search advanced

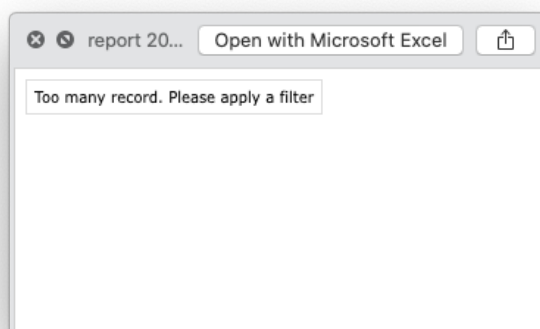
Patient Name Sex MRN DOB DD-MM-YYYY Accession # Study Description Search Clear Save
 Referring Physician Send Status Study Date Uploaded Date Starred Thin Modality Search Tips
 Tags

| Patient | Study | Study Date | Uploaded | Actions |
|--|---|------------------------|------------------------|---------|
| <input type="checkbox"/> TEST PATIENT 3 (M) DOB 22-06-2006 MRN 20060622 | WRIST CT 274 images Acc#: 20060622 RPhys: CKU2 Send status: S | 12-12-2005 07:30 AM | 03-01-2020 12:07 PM | |
| <input type="checkbox"/> TEST PATIENT 4 (M) DOB 24-01-1977 MRN 00009 | THORAX CT 56 images Acc#: 10000 RPhys: 43L | 21-02-2005 04:24 PM | 03-01-2020 04:34 PM | |

10 items per page < Prev p. 1 Next > showing 2 studies detail report

report 19.csv Open with Microsoft Excel

| accession_number | account_name | attachment_count | compressed_size | created | created_at | created_by_email |
|------------------|---------------|------------------|-----------------|-------------------------------|-------------------------------|--------------------------|
| 20060622 | Demo Hospital | 0 | | 2020-01-03 12:07:48.409021+00 | 2020-01-03 12:07:48.409021+00 | z.hooper@cimar.co.uk |
| 10000 | Demo Hospital | 0 | | 2020-01-03 16:34:15.591841+00 | 2020-01-03 16:34:15.591841+00 | no-reply@ambrahealth.com |



If there are too many studies in the workflow to generate a detailed study report the system will provide you with a document requesting that a filter be applied to the list.

If it is required that a detailed study report still be required for this full list please contact a representative of Cimar to help you further.